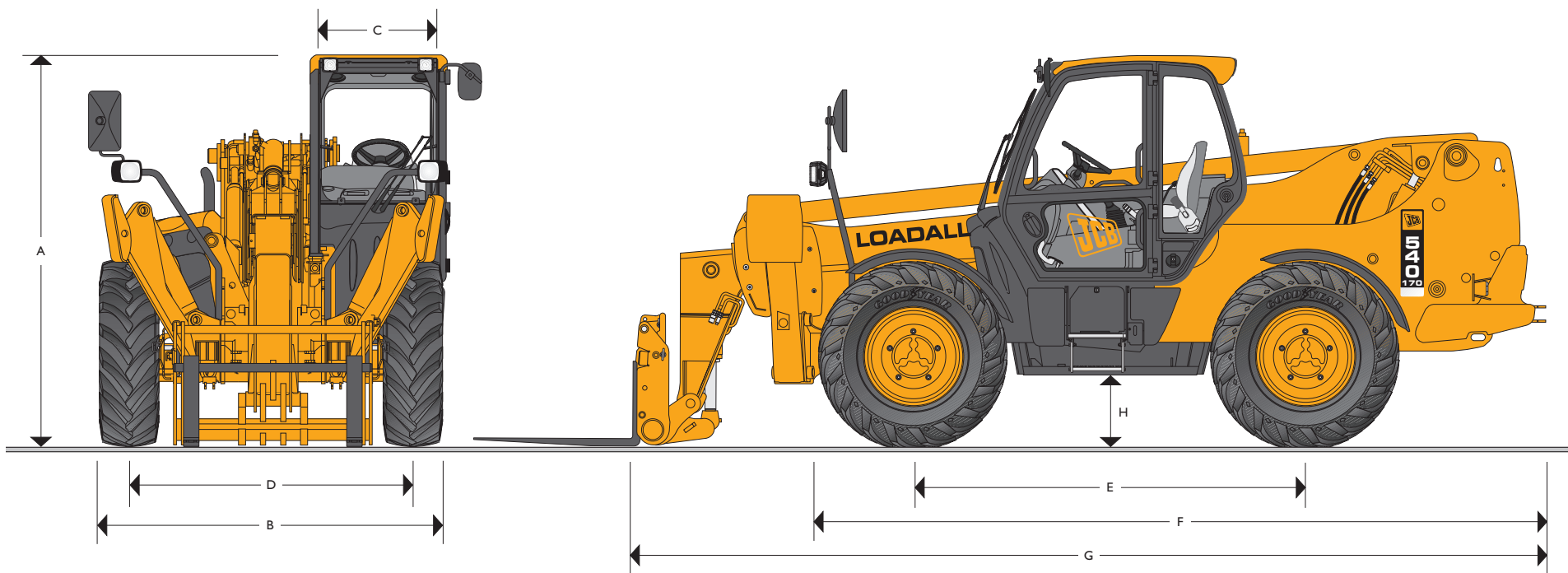




# JCB LOADALL | 540-170



MAX. PAYLOAD: 4.0 tonnes (8820lb)  
 MAX. LIFT HEIGHT: 16.7 metres (54ft 9in)



## STATIC DIMENSIONS

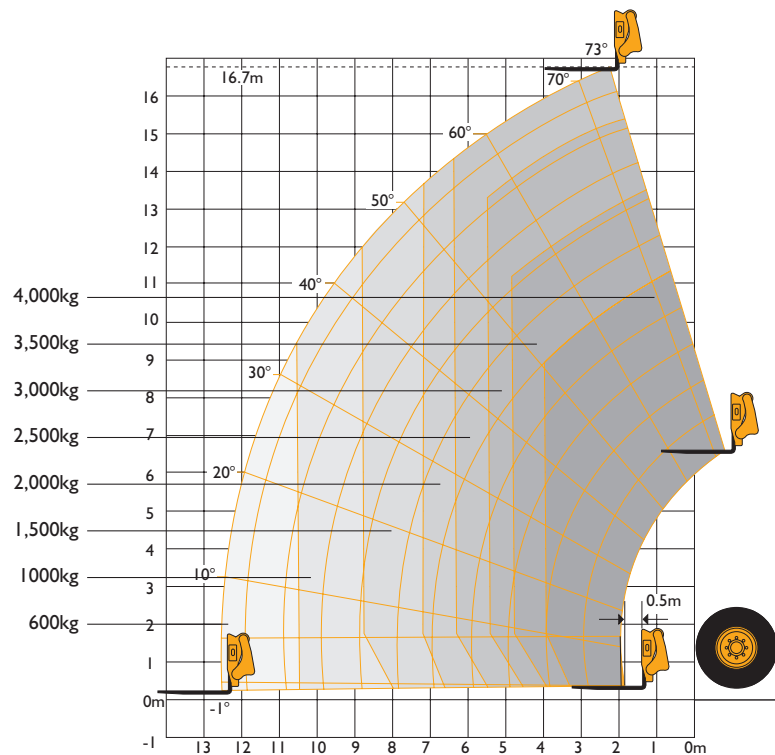
Machine model	540-170
	m (ft-in)
A Overall height	2.69 (8-10)
B Overall width (over tyres)*	2.44 (8-0)
C Inside width of cab	0.94 (3-1)
D Front track	1.90 (6-3)
E Wheelbase	2.75 (9-0)
F Overall length to front tyres	5.08 (16-8)

\*Dependant upon tyre specified.

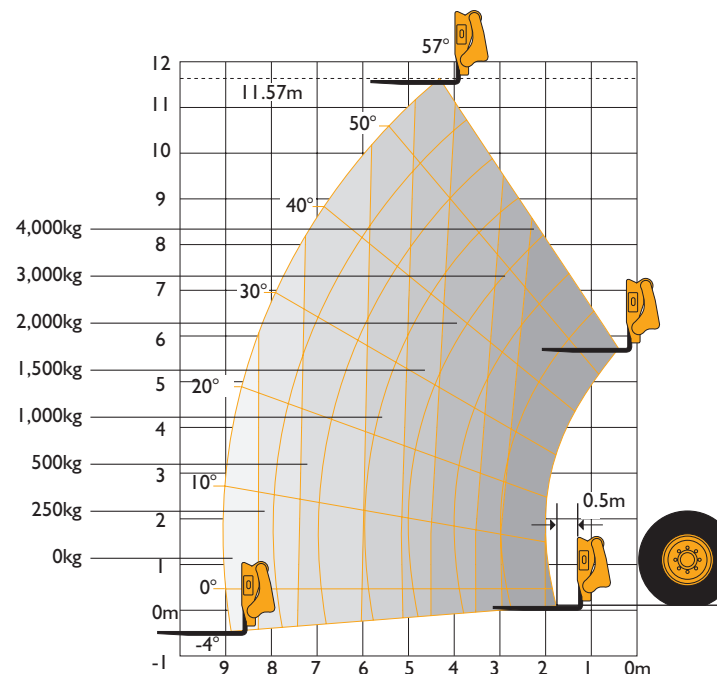
Machine model	540-170
	m (ft-in)
G Overall length to front carriage	6.36 (20-10)
H Ground clearance	0.40 (1-4)
Outside turn radius (over tyres)	4.1 (13-5)
Weight	kg (lb) 12160 (26810)
Tyres	15.5/80-24



LIFT PERFORMANCE – STABILISERS EXTENDED



LIFT PERFORMANCE – STABILISERS RETRACTED



Chassis Levelling (Sway)  
With stabilisers retracted (Sway angle  $\pm 9^\circ$ )

LIFT PERFORMANCE – STABILISERS EXTENDED

With stabilisers extended

Maximum lift capacity	kg (lb)	4000 (8820)
Lift capacity to full height	kg (lb)	2500 (5510)
Lift capacity at full reach	kg (lb)	600 (1320)
Lift height	m (ft-in)	16.7 (54-9)
Reach at maximum lift height	m (ft-in)	2.05 (6-9)
Maximum forward reach	m (ft-in)	12.50 (41-0)
Reach with 1 tonne load	m (ft-in)	10.50 (34-5)
Placing Height	m (ft-in)	16.20 (53-2)

Complies with stability test EN 1459 Annex B.

LIFT PERFORMANCE – STABILISERS RETRACTED

With Stabilisers Retracted

Maximum lift capacity	kg (lb)	4000 (8820)
Lift capacity to maximum lift height	kg (lb)	1500 (3310)
Lift capacity at full reach	kg (lb)	0 (0)
Maximum lift height	m (ft-in)	11.57 (37-11)
Reach at maximum lift height	m (ft-in)	4.15 (13-7)
Maximum forward reach	m (ft-in)	9.04 (29-8)
Reach with 1 tonne load	m (ft-in)	6.00 (19-8)
Placing Height	m (ft-in)	10.90 (35-9)

Complies with stability test EN 1459 Annex B.



### ENGINE

Latest technology and advanced design provides low fuel consumption, reduced noise, high torque and power output, total reliability and minimal maintenance.

Two-stage, dry type air filter with primary and safety elements.

Machine Model	540-170	
Displacement	ltr (in <sup>3</sup> )	4.4 (269)
No. of cylinders		4
Bore size	mm (in)	105 (4.13)
Stroke	mm (in)	127 (5)
Aspiration		Turbo
<b>Power rating</b>		
Power @ 2200rpm	kW (HP)	74.5 (100)
<b>Torque rating</b>		
Torque @ 1400rpm	Nm (lbf ft)	415 (306)

### TRANSMISSION

JCB powershift transmission incorporating torque converter, bevel box and a 4 speed powershift gearbox in one resiliently mounted unit.

A combined steering column mounted switch incorporating directional control and 4 forward and 4 reverse powershift gears.

Travel speed 25kph (18mph).

**Front and rear drive axles:** JCB epicyclic hub reduction drive/steer axles with Max-Trac torque proportioning differentials.

Permanent 4 wheel drive.

### BRAKES

**Service brakes:** Servo-assisted-hydraulically activated, self-adjusting, oil-immersed multi-disc type on front and rear axle.

**Parking brake:** Hand operated disc brake on output of gearbox.

### BOOM AND CARRIAGE

Boom is manufactured from high tensile steel.

Low maintenance, hard wearing pads.

JCB Q-fit self-levelling carriage with lever operated pin locking accepts pallet forks and a wide range of attachments.

One boom end auxiliary hydraulic service fitted as standard.

### SAFETY CHECK VALVES

Fitted to carriage tilt, telescopic and boom lift rams.

### SERVICE CAPACITIES

Fuel tank	litres (UK gal)	125 (27.5)
Hydraulic tank	litres (UK gal)	150 (33.0)
Coolant	litres (UK gal)	23 (5.1)

### HYDRAULICS

Twin gear pump, with suction strainer and filter allows simultaneous operation of raise/lower and extend/retract.

Operating system pressure	bar (psi)	260 (3770)
Flow at system pressure @ 2200rpm	ltr/min	90+72
<b>Hydraulic Cycle Times</b>		<b>Seconds</b>
Stabiliser lower		6.6
Stabiliser lift		4.9
Boom raise and extend		41.8
Boom lower and retract		33
Bucket dump		4.7
Bucket crowd		5.1

### ELECTRICS

12 v negative earth. 125 AH battery. 85 amp alternator. Full road lighting. Reversing light. Direction indicators. Hazard warning. Reverse alarm.

### CAB

Quiet safe and comfortable cab conforms to ROPS ISO 3471 and FOPS ISO 3449. Tinted glass all round with laminated roof screen. Roof bars, front, rear and roof screen wash/wipe and heater/screen demister. Opening rear window. Audio-visual warning system for coolant temperature, engine oil pressure, air cleaner, battery charge, transmission oil temperature and pressure. Hourmeter, road speed indicator. Engine temperature and fuel gauge. Servo joystick hydraulic control levers. Adjustable column incorporates stalk powershift change and forward reverse shuttle. Throttle and brake pedal. Adjustable suspension seat with adjacent park brake. Automatic eye level audio-visual load moment indicator warning system receiving a signal from a load sensor on the rear axle. This system continuously monitors the machine's forward stability and leaves the operator in control at all times. Fitted with levelling inclinometer, plus indicator lamps to show when the stabilizers are on firm ground. Safety canopy as above but with side glass and roof glass only (screen wiper and heater/screen demister not applicable).

### STEERING

Hydrostatic power steering.

Three steer mode options: front wheel steer; all wheel steer; crab steer: operated from in the cab by a selection switch.

### OPTIONS AND ACCESSORIES

**Options:** Front and rear working lights, rotating flashing beacon, fire extinguisher, industrial tyres, electrical 2/4WD disconnect, windscreen and roof guard, air suspension seat, deluxe cab trim, no smoking pack, roof and front screen blind, radio kit, air conditioning.

**Attachments:** Contact your local dealer for details of the comprehensive range.



## A GLOBAL COMMITMENT TO QUALITY

JCB's total commitment to its products and customers has helped it grow from a one-man business into Britain's largest privately owned manufacturer of backhoe loaders, crawler excavators, wheeled excavators, telescopic handlers, wheeled loaders, dump trucks, rough terrain fork lifts, industrial fork lifts, mini/midi excavators, skid steer loaders and tractors.

By making constant and massive investments in the latest production technology, the JCB factories have become some of the most advanced in Europe.

By leading the field in innovative research and design, extensive testing and stringent quality control, JCB machines have become renowned all over the world for performance, value and reliability.

And with a global sales and service network of over 400 distributors and agents, the company exports over 70% of its production to all five continents.

Through setting the standards by which others are judged, JCB has become one of Britain's most impressive success stories.

